




Caledonian

BS 5467
Armoured Power cables
EEMUA 133 Lead cables



www.caledonian-cables.co.uk
www.caledonian-cables.com

Addison



Company Profile

Caledonian, established in 1978, offers one of the most complete lines of fiber and copper cabling system solutions with over hundreds of different cabling system products. Our superior products provide leading edge within every cable series and for every application.


Among the national and international standards with which our cables could comply are: BS - British Standard; LPCB Fire Performance Standard. ISO Standard etc. Caledonian Cables offers a comprehensive stock of cables and cabling products through its nationwide network of resellers and distributors. Caledonian Cables has continually expanded its global presence in Europe and Asia.

Caledonian & Addison, produces a wide range of cables for communication, power and electronics in its primary plants in UK, Italy and Spain. To stay in front, we continually keep expanding our manufacturing capabilities in more low cost region such as Romania, Taiwan, Malaysia etc. This low-cost manufacturing facilities enable us provide a flexible, scalable global system that delivers superior operational performance and optimal results for our customers.

Our extensive global network of manufacturing facilities gives us significant scale and the flexibility to fulfill our customer requirements. This global presence provides design and consultancy solutions that are combined with core cable manufacturing, logistic services, and vertically integrated with our E commerce technologies, to optimize customer operations by lowering costs and reducing time to market.

Caledonian & Addison has been respected for its high standards of quality, excellent service level, competitive pricing and a unique and innovative spirit. With our latest technologies, we are both inspired and well-positioned to meet the changing needs of our customers. We have the resources to diversify and to enhance our product lines and services. We understand the need for change and with our accurate planning, we are ready for the future and the promise of new marketing opportunities. Our tradition of growth through excellence is assured.

Our Design Centers work closely with customers to constantly improve its standard range of products and technologies and to develop customized, country and industry-specific solutions. Caledonian & Addison has established an extensive network of design, manufacturing, and logistics facilities in the world's major markets to serve the growing outsourcing needs of both multinational and regional customers.





Caledonian

Any inquiries, please feel free to contact
kitty@caledonian-cables.com or [kitty@caledonian-cables.co.uk](http://www.kitty@caledonian-cables.co.uk)



Table of Contents

BS 5467 Armoured Power Cables, 600/1000V.....	4
EEMUA 133 Lead covered armoured Power Cables to BS 5467, 600/1000V.....	13
BS 5467 Armoured Power Cables, 1900/3300V.....	19
EEMUA 133 Lead covered armoured Power Cables to BS 5467, 1900/3300V.....	23
Technical Reference.....	25





BS 5467 Armoured Power Cables, 600/1000V

Application

These cables are used for power and control circuits, they can offer excellent protection through the use of a heavy galvanized steel wire armour. The GSWA makes them suitable for use inside and outside buildings or for direct burial in the ground.

Construction

Conductor	Solid Aluminum or Copper conductor, round stranded or shaped, Class 2 to BS 6460, IEC 60228.
Insulation	XLPE (Cross-Linked Polyethylene) Type GP 8 or ethylene propylene rubber (GP 6)
Colour Code	1 Core : Brown 2 Cores: Brown or Blue 3 Cores: Brown, Black, Grey 4 Cores: Blue, Brown, Black, Grey 5 Cores: Green/Yellow, Blue, Brown, Black, Grey Above 5 Cores: White Cores with black numbers Single core: extruded layer of polymeric material Multicore:
Bedding	a) extruded layer of polymeric material, b) or a taped bedding consist of two or more layers of PVC tape or other synthetic tape, for the cable having conductor area of 16mm ² and above
Armour	Single Core: AWA (Aluminum Wire Armour) Multi Core: SWA (Steel Wire Armour)
Outer Sheath	Extruded PVC, type 9 specified in BS7655

Technical Information

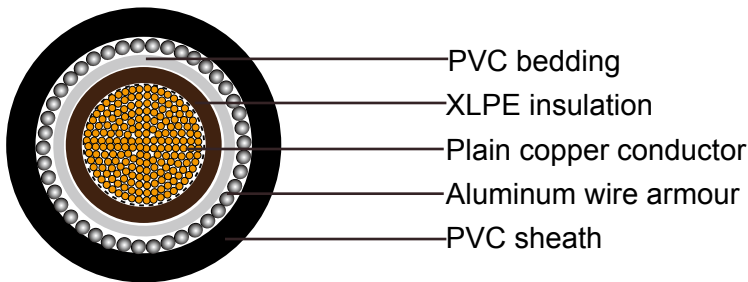
Voltage rating	600/1000V
Temperature rating	0°C to +90°C
Bending radius	1.5mm ² to 16mm ² : 6 x overall diameter 25mm ² and above: 8 x overall diameter
Flame retardant	IEC60332 part 1, BS4066 part 1





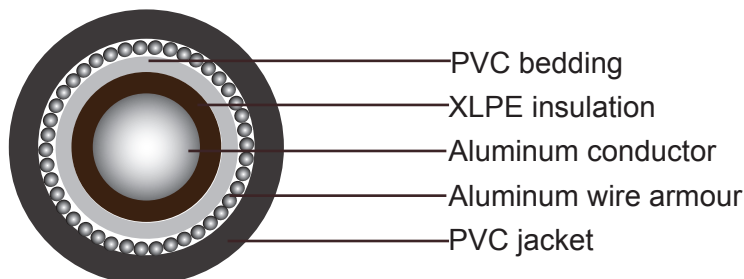
Cable Parameter

Single-core 600/1000 V cables with circular stranded copper conductor



Nominal Cross-sectional Area	Strand Type	Nominal Insulation thickness	Nominal bedding thickness	Nominal Alum Wire dia.	Nominal Sheath thickness	Approx. Overall Diameter	Approx Weight
mm ²	No./mm	mm	mm	mm	mm	mm	kg/km
1x50	19/1.78	1.0	0.8	0.9	1.5	17.5	800
1x70	19/2.14	1.1	0.8	1.25	1.5	20.2	990
1x95	19/2.52	1.1	0.8	1.25	1.6	22.3	1280
1x120	37/2.03	1.2	0.8	1.25	1.6	24.2	1550
1x150	37/2.25	1.4	1	1.6	1.7	27.4	1900
1x185	37/2.52	1.6	1	1.6	1.8	30.0	2320
1x240	61/2.25	1.7	1	1.6	1.8	32.8	2930
1x300	61/2.52	1.8	1	1.6	1.9	35.6	3580
1x400	61/2.85	2.0	1.2	2.0	2.0	40.5	4600
1x500	61/3.20	2.2	1.2	2.0	2.1	44.2	5680
1x630	127/2.52	2.4	1.2	2.0	2.2	48.8	7160
1x800	127/2.85	2.6	1.4	2.5	2.4	55.4	9315
1x1000	127/3.20	2.8	1.4	2.5	2.5	60.6	11490

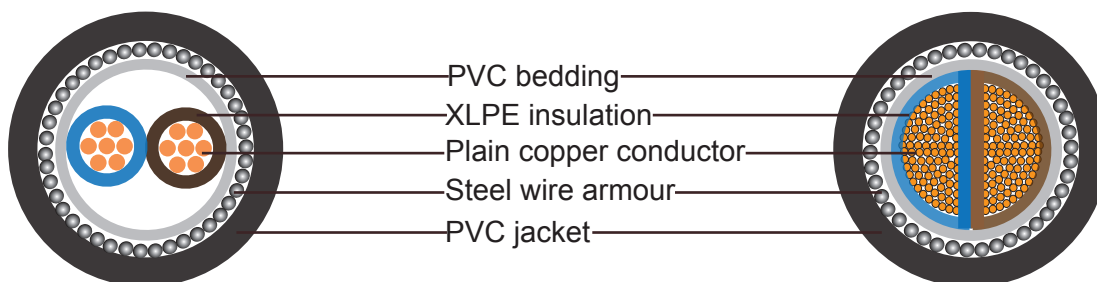
Single-core 600/1000 V cables with solid aluminum conductor





Nominal Cross-sectional Area	Nominal Insulation thickness	Nominal bedding thickness	Nominal Alum Wire Armor dia.	Armour strip		Nominal Sheath thickness	Approx. Overall Diameter		Approx Weight
				thickness	width		wire armor	strip armor	
mm ²	mm	mm	mm	mm	mm	mm	mm	mm	kg/km
1x50	1.0	0.8	0.9	0.6	2.4	1.5	16.3	15.7	460
1x70	1.1	0.8	1.25	0.6	2.4	1.5	18.7	17.4	560
1x95	1.1	0.8	1.25	0.6	2.4	1.6	20.6	19.3	690
1x120	1.2	0.8	1.25	0.6	2.4	1.6	22.1	20.8	800
1x150	1.4	1	1.6	0.6	2.4	1.7	25.2	23.2	970
1x185	1.6	1	1.6	0.6	2.4	1.8	27.4	25.4	1150
1x240	1.7	1	1.6	1	3.6	1.8	29.9	28.7	1380
1x300	1.8	1	1.6	1	3.6	1.9	32.4	31.2	1640

Two-core 600/1000 V cables with stranded copper conductors



Nominal Cross-sectional Area	Strand Type	Nominal Insulation thickness	Nominal bedding thickness	Nominal Steel Wire Armor dia.	Nominal Sheath thickness	Approx. Overall Diameter		Approx Weight
						Extruded bedding	Taped bedding	
mm ²	No./mm	mm	mm	mm	mm	mm	mm	kg/km
2x1.5	7/0.53	0.6	0.8	0.9	1.4	12.1	-	320
2x2.5	7/0.67	0.7	0.8	0.9	1.4	13.6	-	365
2x4	7/0.85	0.7	0.8	0.9	1.4	14.7	-	440
2x6	7/1.04	0.7	0.8	0.9	1.4	15.9	-	470
2x10	7/1.35	0.7	0.8	0.9	1.5	18.0	-	800
2x16	7/1.70	0.7	0.8	1.25	1.5	20.4	20.4	900
2x25	7/2.14	0.9	0.8	1.25	1.6	24.1	24.1	1240
2x25*	7/2.14	0.9	0.8	1.25	1.6	20.4	20.4	1240
2x35	7/2.52	0.9	1	1.6	1.7	27.7	27.3	1710
2x35*	7/2.52	0.9	1	1.6	1.7	23.3	22.9	1710
2x50*	19/1.78	1.0	1	1.6	1.8	25.8	25.4	1800






Nominal Cross-sectional Area	Strand Type	Nominal Insulation thickness	Nominal bedding thickness	Nominal Steel Wire Armor dia.	Nominal Sheath thickness	Approx. Overall Diameter		Approx Weight
						Extruded bedding	Taped bedding	
mm ²	No./mm	mm	mm	mm	mm	mm	mm	kg/km
2x70*	19/2.14	1.1	1	1.6	1.9	29.0	28.6	2320
2x95*	19/2.52	1.1	1.2	2.0	2.0	33.1	32.3	3150
2x120*	37/2.03	1.2	1.2	2.0	2.1	36.1	35.3	3880
2x150*	37/2.25	1.4	1.2	2.0	2.2	39.3	38.5	4820
2x185*	37/2.52	1.6	1.4	2.5	2.4	44.7	43.5	5920
2x240*	61/2.25	1.7	1.4	2.5	2.5	49.0	47.8	7300
2x300*	61/2.52	1.8	1.6	2.5	2.6	53.5	51.9	8770
2x400*	61/2.85	2	1.6	2.5	2.8	59.0	57.4	10905

* D-Shaped stranded conductor (class 2)

Two-core 600/1000 V cables with solid aluminum conductors



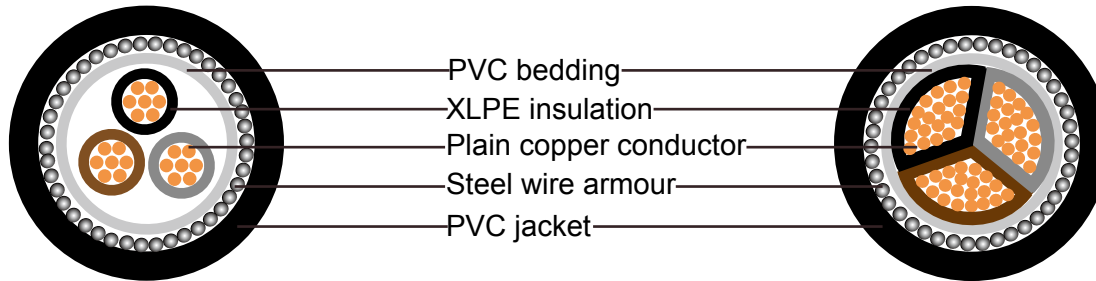
Nominal Cross-sectional Area	Nominal Insulation thickness	Nominal bedding thickness	Nominal Steel Wire Armor dia.	Armour strip		Nominal Sheath thickness	Approx. Overall Diameter			Approx Weight
				thickness	width		wire armor		strip armor	
							Extruded bedding	Taped bedding		
mm ²	mm	mm	mm	mm	mm	mm	mm	mm	mm	kg/km
2x16	0.7	0.8	1.25	0.6	2.4	1.5	19.1	19.1	17.8	650
2x25	0.9	0.8	1.25	0.6	2.4	1.5	22.4	22.4	21.1	915
2x25*	0.9	0.8	1.25	0.6	2.4	1.6	18.7	18.7	17.4	1255
2x35	0.9	1	1.6	0.6	2.4	1.6	25.7	25.3	23.3	1255
2x35*	0.9	1	1.6	0.6	2.4	1.7	21.4	21.0	19	1430
2x50*	1.0	1	1.6	0.6	2.4	1.8	23.5	23.1	21.1	1430
2x70*	1.1	1	1.6	1	3.6	1.9	26.3	25.9	24.7	1780
2x95*	1.1	1.2	2.0	1	3.6	2	30	29.2	27.2	1950

*Solid shaped conductor (class 1)





Three-core 600/1000 V cables with stranded copper conductors



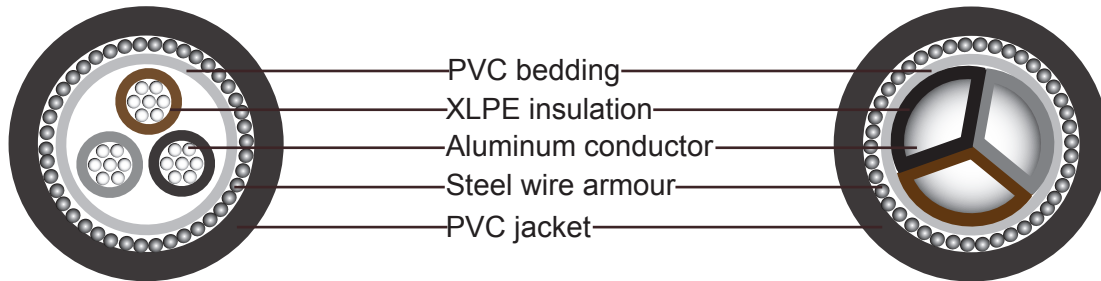
Nominal Cross-sectional Area mm ²	Strand Type No./mm	Nominal Insulation thickness mm	Nominal Bedding thickness mm	Nominal Steel Wire Armor dia. mm	Nominal Sheath thickness mm	Approx. Overall Diameter		Approx Weight kg/km
						Extruded bedding mm	Taped bedding mm	
3x1.5	7/0.53	0.6	0.8	0.9	1.3	12.6	-	340
3x2.5	7/0.67	0.7	0.8	0.9	1.4	14.1	-	408
3x4	7/0.85	0.7	0.8	0.9	1.4	15.3	-	498
3x6	7/1.04	0.7	0.8	0.9	1.4	16.6	-	600
3x10	7/1.35	0.7	0.8	1.25	1.5	19.5	-	915
3x16	7/1.70	0.7	0.8	1.25	1.6	21.6	21.6	1130
3x25	7/2.14	0.9	1	1.6	1.7	26.7	26.3	1710
3x25*	7/2.14	0.9	1	1.6	1.7	23.6	23.2	1710
3x35	7/2.52	0.9	1	1.6	1.8	29.4	29.0	2100
3x35*	7/2.52	0.9	1	1.6	1.8	25.7	25.3	2100
3x50*	19/1.78	1.0	1	1.6	1.8	28.5	28.1	2450
3x70*	19/2.14	1.1	1	1.6	1.9	32.2	31.8	3120
3x95*	19/2.52	1.1	1.2	2.0	2.1	37.0	36.2	4310
3x120*	37/2.03	1.2	1.2	2.0	2.2	40.4	39.6	5160
3x150*	37/2.25	1.4	1.4	2.5	2.3	45.5	44.3	7160
3x185*	37/2.52	1.6	1.4	2.5	2.4	49.8	48.6	8600
3x240*	61/2.25	1.7	1.4	2.5	2.6	55.1	53.9	10755
3x300*	61/2.52	1.8	1.6	2.5	2.7	60.2	58.6	13080
3x400*	61/2.85	2	1.6	2.5	2.9	66.6	65.0	15810

*Shaped stranded conductor (class 2)





Three-core 600/1 000 V cables with solid aluminum conductors



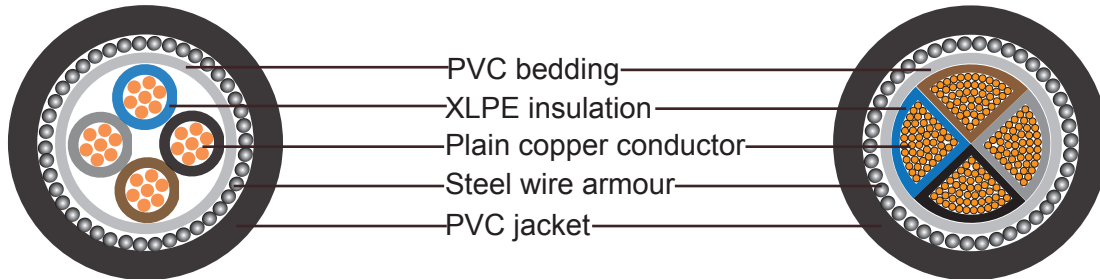
Nominal Cross-sectional Area	Nominal Insulation thickness	Nominal bedding thickness	Nominal Steel Wire Armor dia.	Armour strip		Nominal Sheath thickness	Approx. Overall Diameter			Approx Weight
				thickness	width		wire armor		strip armor	
							Extruded bedding	Taped bedding		
mm ²	mm	mm	mm	mm	mm	mm	mm	mm	mm	kg/km
3x16	0.7	0.8	1.25	0.6	2.4	1.6	20.3	20.3	19	760
3x25	0.9	1	1.6	0.6	2.4	1.7	22.5	22.1	20.1	1020
3x25*	0.9	1	1.6	0.6	2.4	1.7	24.9	24.5	22.5	1020
3x35	0.9	1	1.6	0.6	2.4	1.8	24.4	24.9	22	1200
3x35*	0.9	1	1.6	0.6	2.4	1.8	27.3	26.9	24.9	1200
3x50*	1.0	1	1.6	0.6	2.4	1.8	26.8	26.4	24.9	1380
3x70*	1.1	1	1.6	1	3.6	1.9	30.2	29.8	28.6	1750
3x95*	1.1	1.2	2.0	1	3.6	2.1	34.8	34.0	32	2420
3x120*	1.2	1.2	2.0	1.4	4.8	2.2	37.8	37.0	35.8	2820
3x150*	1.4	1.4	2.5	1.4	4.8	2.3	42.7	41.5	39.3	3660
3x185*	1.6	1.4	2.5	1.4	4.8	2.4	46.7	45.5	43.3	4350
3x240*	1.7	1.4	2.5	1.4	4.8	2.6	51.5	50.3	48.1	5220
3x300*	1.8	1.6	2.5	1.8	6.4	2.7	56.2	54.6	53.2	6200

*Solid shaped conductor (class 1)





Four-core 600/1000 V cables with stranded copper conductors



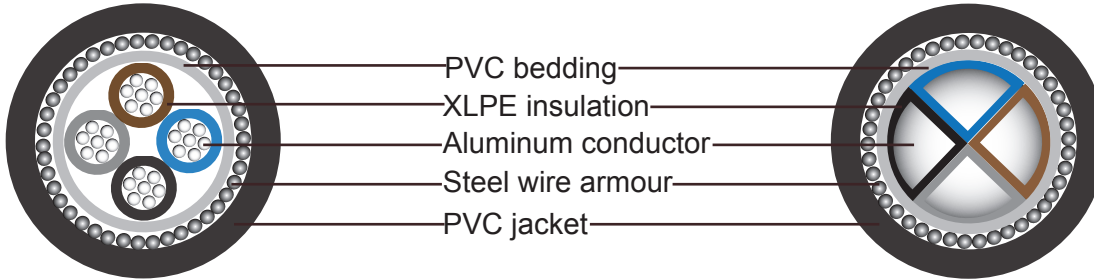
Nominal Cross-sectional Area	Strand Type	Nominal Insulation thick-ness	Nominal bedding thick-ness	Nominal Steel Wire Armor dia.	Nominal Sheath thick-ness	Approx. Overall Diameter		Aprrox Weight
						Extruded bedding	Taped bedding	
mm ²	No./mm	mm	mm	mm	mm	mm	mm	kg/km
4x1.5	7/0.53	0.7	0.8	0.9	1.4	13.3	-	390
4x2.5	7/0.67	0.7	0.8	0.9	1.4	15.0	-	470
4x4	7/0.85	0.7	0.8	0.9	1.4	16.4	-	580
4x6	7/1.04	0.7	0.8	1.25	1.5	18.7	-	805
4x10	7/1.35	0.7	0.8	1.25	1.5	21.1	-	1090
4x16	7/1.70	0.7	0.8	1.25	1.6	23.4	23.4	1320
4x25	7/2.14	0.9	1	1.6	1.7	28.9	28.5	1840
4x25*	7/2.14	0.9	1	1.6	1.7	26.1	25.7	1840
4x35	7/2.52	0.9	1	1.6	1.8	31.9	31.5	2310
4x35*	7/2.52	0.9	1	1.6	1.8	28.6	28.2	2310
4x50*	19/1.78	1.0	1	1.6	1.9	32.0	31.6	2970
4x70*	19/2.14	1.1	1.2	2.0	2.1	37.7	36.9	4240
4x95*	19/2.52	1.1	1.2	2.0	2.2	41.7	40.9	5400
4x120*	37/2.03	1.2	1.4	2.5	2.3	47.1	45.9	7000
4x150*	37/2.25	1.4	1.4	2.5	2.4	51.4	50.2	8350
4x185*	37/2.52	1.6	1.4	2.5	2.6	56.6	55.4	10130
4x240*	61/2.25	1.7	1.6	2.5	2.7	63.0	61.4	12840
4x300*	61/2.52	1.8	1.6	2.5	2.9	68.8	67.2	15530
4x400*	61/2.85	2	1.8	3.15	3.2	78.1	76.1	19950

* Shaped stranded conductor (class 2)





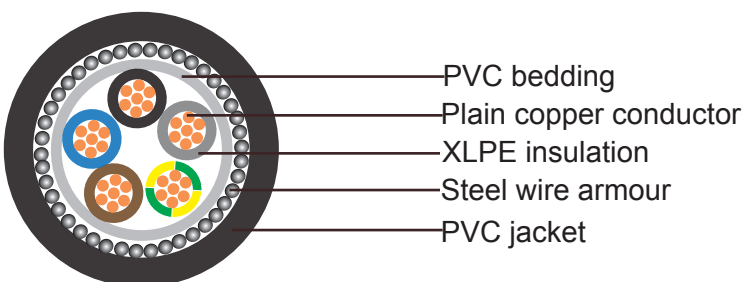
Four-core 600/1000 V cables with solid aluminum conductors



Nominal Cross-sectional Area	Nominal Insulation thickness	Nominal bedding thickness	Nominal Steel Wire Armour dia.	Armour strip		Nominal Sheath thickness	Approx. Overall Diameter			Approx Weight
				thick-ness	width		wire armor		strip armor	
							Extruded bedding	Taped bedding		
mm ²	mm	mm	mm	mm	mm	mm	mm	mm	mm	kg/km
4x16	0.7	0.8	1.25	0.6	2.4	1.6	21.8	21.8	20.5	980
4x25	0.9	1	1.6	0.6	2.4	1.7	26.9	26.5	24.5	1220
4x25*	0.9	1	1.6	0.6	2.4	1.7	24.6	24.2	22.2	1220
4x35	0.9	1	1.6	0.6	2.4	1.8	29.5	29.2	27.1	1420
4x35*	0.9	1	1.6	0.6	2.4	1.8	27	26.6	24.6	1420
4x50*	1.0	1	1.6	1	2.4	1.9	30	29.6	28.4	1770
4x70*	1.1	1.2	2.0	1	3.6	2.1	35.3	34.5	32.5	2500
4x95*	1.1	1.2	2.0	1.4	3.6	2.2	39	38.2	37	2980
4x120*	1.2	1.4	2.5	1.4	4.8	2.3	44	42.8	40.6	3950
4x150*	1.4	1.4	2.5	1.4	4.8	2.4	47.9	46.7	44.5	4600
4x185*	1.6	1.4	2.5	1.4	4.8	2.6	52.7	51.5	49.3	5430
4x240*	1.7	1.6	2.5	1.8	4.8	2.7	58.5	56.9	55.5	6660
4x300*	1.8	1.6	2.5	1.8	6.4	2.9	63.8	62.2	60.8	7770

*Solid shaped conductor (class 1)

Five-core 600/1000 V cables with stranded copper conductors





Nominal Cross-sectional Area	Strand Type	Nominal Insulation thickness	Nominal bedding thickness	Nominal Steel Wire Armor dia.	Nominal Sheath thickness	Approx. Overall Diameter		Approx Weight
						Extruded bedding	Taped bedding	
mm ²	No./mm	mm	mm	mm	mm	mm	mm	kg/km
5x1.5	7/0.53	0.6	0.8	0.9	1.4	14.3	-	430
5x2.5	7/0.67	0.7	0.8	0.9	1.4	16.1	-	545
5x4	7/0.85	0.7	0.8	0.9	1.5	17.8	-	680
5x6	7/1.04	0.7	0.8	1.25	1.5	20	-	840
5x10	7/1.35	0.7	0.8	1.25	1.6	22.9	-	1105
5x16	7/1.70	0.7	1	1.6	1.7	26.6	26.2	1450
5x25	7/2.14	0.9	1	1.6	1.8	31.5	31.1	2245
5x35	7/2.52	0.9	1	1.6	1.9	34.8	34.4	2840
5x50	19/1.78	1.0	1.2	2	2	40.4	39.6	3895
5x70	19/2.14	1.1	1.2	2	2.2	46.3	45.5	5145

Multi-core 600/1000 V cables with stranded copper conductors

Nominal Cross-sectional Area	Strand Type	Nominal Insulation thickness	Nominal bedding thickness	Nominal Steel Wire Armor dia.	Nominal Sheath thickness	Approx. Overall Diameter	Approx Weight
mm ²	No./mm	mm	mm	mm	mm	mm	kg/km
7x1.5	7/0.53	0.6	0.8	0.9	1.4	15.2	500
12x1.5	7/0.53	0.6	0.8	1.25	1.5	19.4	820
19x1.5	7/0.53	0.6	0.8	1.25	1.6	22.2	1080
27x1.5	7/0.53	0.6	1	1.6	1.7	26.7	1550
37x1.5	7/0.53	0.6	1	1.6	1.7	29	1850
48x1.5	7/0.53	0.6	1	1.6	1.8	32.7	2250
7x2.5	7/0.67	0.7	0.8	0.9	1.4	17.1	730
12x2.5	7/0.67	0.7	0.8	1.25	1.6	22.4	1020
19x2.5	7/0.67	0.7	1	1.6	1.7	26.6	1530
27x2.5	7/0.67	0.7	1	1.6	1.8	30.7	1960
37x2.5	7/0.67	0.7	1	1.6	1.8	33.8	2450
48x2.5	7/0.67	0.7	1.2	2	2	39.3	3260
7x4	7/0.85	0.7	0.8	1.25	1.5	19.7	840
12x4	7/0.85	0.7	1	1.6	1.6	25.7	1390
19x4	7/0.85	0.7	1	1.6	1.7	29.3	1850
27x4	7/0.85	0.7	1	1.6	1.9	34.4	2350
37x4	7/0.85	0.7	1.2	2	2	39.2	2800
48x4	7/0.85	0.7	1.2	2	2.1	44.1	3250

